

# Small Shelves with Great Effects for a Kids' Library

Help young users find their own way in your library and also integrate shelves into this design concept of suitability for children. Pyramid-shaped roofs and extra-high partitions emphasize colour accents and can be lettered according to subject. Side panels create atmosphere and form a screen for the decorative elements of our thematic worlds.



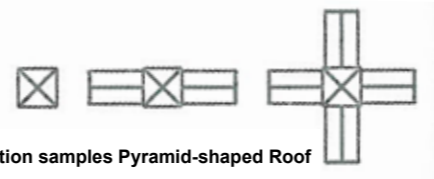

**Pyramid-shaped Roof**  
Top for double-sided shelves, depth 530 mm.  
Veneered wood/  
plastic coated, 1 2 3  
W 610 mm, D 610 mm, H 345 mm

**Order No.**  
UNIFLEX B 9585 0M0 UN without flag  
QUADRA B 9585 0M0 QU without flag  
RONDEA B 9585 0M0 RO without flag

**Lettering Flag**  
W 400 mm, H 300 mm

**Order No.**  
B 8099 002 XX metal, silver-grey lacquered with red cross  
B 8099 000 XX metal, lacquered

SchulzLetteringService upon request



Combination samples Pyramid-shaped Roof

**Shelving System RATIO**  
Shelving system with complete sides which are ideally suited for equipping with decorative elements as no additional side panels are required for carrying the decors.  
(see SchulzShelvingSystem RATIO, Product Planner)

**Wooden Side Panels**  
For shelving systems UNIFLEX and QUADRA, as front-side shelf finish for double-sided shelves, depth 530 mm for individual equipping with decorative elements.  
Veneered wood/  
plastic coated, 1 2 3

**Order No.**  
H 1100 mm B 8801 GM0 UN  
H 1100 mm B 8801 GM0 QU  
Without shown accessories

H 1500 mm B 8801 CM0 UN  
H 1500 mm B 8801 CM0 QU  
Without shown accessories

H 1750 mm B 8801 AM0 UN  
H 1750 mm B 8801 AM0 QU  
Without shown accessories

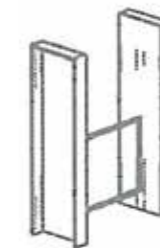
For board depth 300 mm = N (W 630 mm) the M in the Order No. will be replaced by an N.



**Double-Sided Basic Shelf RATIO with Functional Sides**  
Veneered wood/plastic coated 1 2  
D 540 mm

	Order No.	Order No.	Order No.	Order No.
For	Axle size	Axle size	Axle size	Axle size
Shelf height	1000 mm	900 mm	750 mm	500 mm
H 1096 mm	B 1343 GWM RT	B 1343 GUM RT	B 1343 GSM RT	B 1343 GRM RT
H 1512 mm	B 1343 CWM RT	B 1343 CUM RT	B 1343 CSM RT	B 1343 CRM RT
H 1768 mm	B 1343 AWM RT	B 1343 AUM RT	B 1343 ASM RT	B 1343 ARM RT

For board depth 300 mm = N (D 640 mm) the M in the Order No. will be replaced by an N. Models with diagonal traverse or back panel upon request.



**Functional Sides RATIO**  
As front-side shelf finish. The functional sides can be combined with various presentation accessories. They have a signal effect and are therefore ideal for presenting news or tips for events in folder format.

**Display Shelf**  
For the presentation of media and for colour emphasis.  
metal, lacquered ●  
W 489 mm, H 255 mm

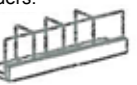
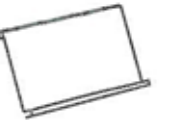
**Order No.** B 8261 0M0 XX

For board depth 300 mm = N (W 589 mm) the M in the Order No. will be replaced by an N.

**Folder Rack** (no pic.)  
For an organized presentation of folders with acrylic glass front, H 120 mm and three removable dividers.  
Board width 115 mm, wood veneered/plastic coated. 1 2 3  
W 489 mm, H 140 mm

**Order No.** B 8262 0M0 XX

For board depth 300 mm = N (W 589 mm) the M in the Order No. will be replaced by an N.



**Single-sided Add-on Shelf RATIO with Extra-high Partition**  
Veneered wood/plastic coated 1 2  
D 337 mm, H 1396 mm/ 1812 mm/ 2068 mm

	Order No.	Order No.	Order No.	Order No.
For	Axle size	Axle size	Axle size	Axle size
Shelf height	1000 mm	900 mm	750 mm	500 mm
H 1096 mm	B 1253 GWM RT	B 1253 GUM RT	B 1253 GSM RT	B 1253 GRM RT
H 1512 mm	B 1253 CWM RT	B 1253 CUM RT	B 1253 CSM RT	B 1253 CRM RT
H 1768 mm	B 1253 AWM RT	B 1253 AUM RT	B 1253 ASM RT	B 1253 ARM RT

For board depth 300 mm = N (D 387 mm) the M in the Order No. will be replaced by an N. Models with diagonal traverse or back panel upon request.



**Double-sided Add-on shelf RATIO with Extra-high Partition**  
Veneered wood/plastic coated 1 2  
D 640 mm, H 1396 mm/ 1812 mm/ 2068 mm

	Order No.	Order No.	Order No.	Order No.
For	Axle size	Axle size	Axle size	Axle size
Shelf height	1000 mm	900 mm	750 mm	500 mm
H 1096 mm	B 1453 GWM RT	B 1453 GUM RT	B 1453 GSM RT	B 1453 GRM RT
H 1512 mm	B 1453 CWM RT	B 1453 CUM RT	B 1453 CSM RT	B 1453 CRM RT
H 1768 mm	B 1453 AWM RT	B 1453 AUM RT	B 1453 ASM RT	B 1453 ARM RT

For board depth 300 mm = N (D 740 mm) the M in the Order No. will be replaced by an N. Models with diagonal traverse or back panel upon request.

**Extra-high Partition RATIO**  
Extra-high partitions serve as colourful loosening for lower shelves for children. A matching lettering is the finishing touch!

SchulzLetteringService upon request.

